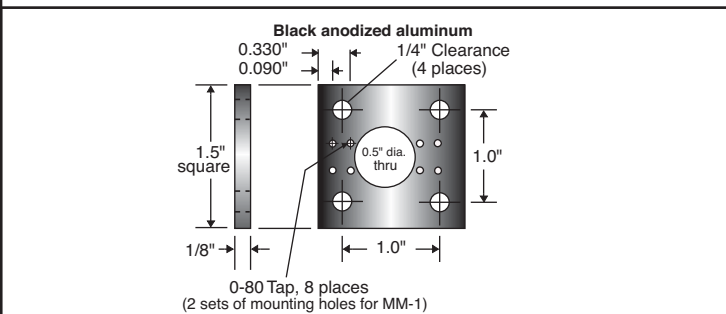


Accessories

- AP4-1** Adapter Plate
- KIT-XY-1** MM-1-XY connection Screw Kit
- KIT-Z-1** Z-Brace and Screw Kit
- PA-1** Pinhole Adapter
- SS-1** Headless Adjusting Lead Screw
- TG-1** Thumb Grip

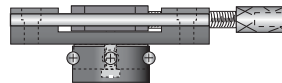


AP4-1, Adapter Plate

A multi-position mounting plate to interface with standard optical tables and accessories, or to stabilize free-standing stages.

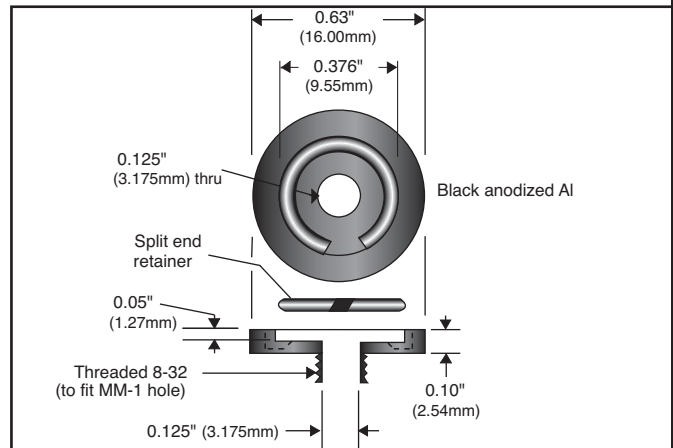
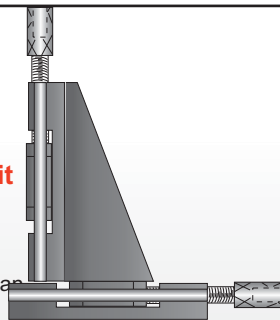
KIT-XY-1, Screw Kit

Contains two, 0-80 connecting screws utilizing two tap clearance holes in slider to connect two MM1 stages into an XY configuration.



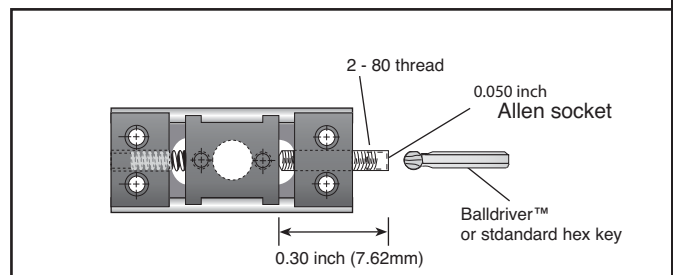
KIT-Z-1, Z-Brace and Screw Kit

Contains two 0-80 x 3/16" long Socket Head Cap Screws, four 0-80 x 1/4" long Socket Head Cap Screws and one Z brace to attach two MM-1 stages into an XZ configuration.



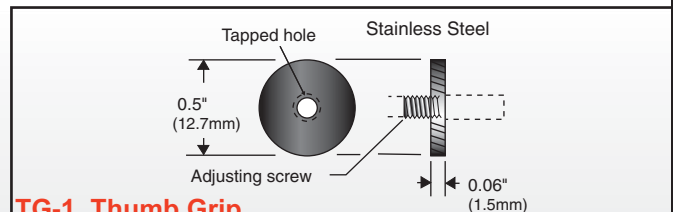
PA-1, Pinhole Adapter

With the PA-1, apertures can be changed by replacing the entire adapter or by removing it and replacing the aperture only. A soft rubber washer can be used under the adapter for slit aperture orientation. [For use with standard 0.375 inch. (9.525mm) diameter substrates, or smaller.]



SS-1, Headless Adjusting Lead Screw

This custom designed lead screw replaces the standard thumb screw. It provides full linear travel while reducing the overall length of the stage by 0.4 inch (10.16mm).



TG-1, Thumb Grip

The knurled 0.5 inch (12.7mm) diameter adjustment ring provides increased sensitivity. The TG-1 can be added to the standard MM-1 adjusting screw and may alternately be used as a locking nut.